


# Austin Road Middle School 2023 Georgia Milestones Parent Information and Resources



Updated February 10, 2023



# Agenda

- What will my child be assessed on?
- What does my child's school do to prepare for the test?
- How can I support my child in being successful on the Georgia Milestones?
- What resources can I use to help my child be successful?
- How will my child be expected to show what they know or demonstrate their knowledge?
- Questions

# What will my child be assessed on?

Georgia Milestones	ELA	Mathematics	Science	Social Studies
End-of-Grade (EOG)	Grades 3 – 8	Grades 3 – 8	Grades 5 & 8	Grade 8
End-of-Course (EOC)	American Literature and Composition	Algebra I	Biology	U.S. History
			Physical Science <i>Grade 8 Only</i>	

- Measures students' knowledge and skills on the state-adopted content standards in English Language Arts, Mathematics, Science, and Social Studies.
- Elementary and Middle School students taking an advanced class will need to take the End of Grade for the overall grade level for which they are enrolled.
- Middle School students enrolled in EOC courses will take applicable Georgia Milestones (*details in next slide*).
- The test is used as part of our state accountability system, which is CCRPI.

# EOC Student Participation Requirements

End of Course Student Participation Requirements					
Participating Students	American Lit	Algebra I	Physical Science	Biology	US History
High School	EOC Required	EOC Required	Eliminated	EOC Required	EOC Required
AP/IB/DE	EOC Required	EOC Required	Eliminated	EOC Required	Exempt
8 <sup>th</sup> Grade	EOC Required EOG Required	EOC Required EOG Required	EOC Required EOG <b>Not</b> Required	EOC Required EOG Required	EOC Required EOG Required
6 <sup>th</sup> /7 <sup>th</sup> Grade	EOC Required EOG Required	EOC Required EOG Required	EOG Required	EOC Required EOG Required	EOC Required EOG Required

Note that EOC Exams count as 20% of a student's final grade in that class, except Physical Science.

# What does the test look like?

<b>Content Area and Number of Sections</b>	<b>Selected Response</b>	<b>Constructed Response (2 points)</b>	<b>Extended Constructed Response (4 points)</b>	<b>Extended Writing Response (7 points)</b>	<b>Technology Enhanced (2 points)</b>
<b>English Language Arts (ELA) (3 sections)</b>	✓	✓	✓	✓	✓
<b>Mathematics (2 sections)</b>	✓				✓
<b>Science (2 sections)</b>	✓				✓
<b>Social Studies (2 sections)</b>	✓				✓

Technology Enhanced Items include: Evidence Based Selected Response, Drag and Drop/Paste, Drop-down list, Multi-Select, Keypad Input or Graphing.

# How long is the test?

Content Area/Course	Test Section(s)	Typical Testing Time	Maximum Time Per Section(s)	Maximum Time Per Section(s) (1.5)	Maximum Time Per Section(s) (Double)
ELA	1	45-65	90	135	180
	2	40-60	80	120	160
	3	40-60	80	120	160
Mathematics	1	30-50	65	98	130
	2	30-50	65	98	130
Science	2	20-30	40	60	80
	3	20-30	40	60	80
Social Studies	1	15-25	35	53	70
	2	15-25	35	53	70

**Note:** There is no minimum time for testing. If all students have submitted the test, the examiner should complete the test section.

# When will your child test? (Grades 3 – 5)

## Elementary School Spring 2023 EOG: April 25 - May 3, 2023

Date	Content Area
April 25	ELA Part I
April 26	ELA Part II/III
April 27	Math
April 28	Science
May 1 - 3	Make-ups

## When will your child test at Austin Road Middle? (Grades 6 - 8)

### Middle School Spring 2023 EOG: April 25 - May 4, 2023

Date	Content Area
April 25	ELA Part I
April 26	ELA Part II/III
April 27	Math
April 28	Science/8th Grade Physical Science
May 1	Social Studies
May 2 - 4	Make-ups



## When will your child test at Austin Road Middle? (End of Course)

Spring 2022 EOC: May 1, 2023 - May 11, 2023

Date	Exam
May 1	American Literature Part I
May 2	American Literature Part II/III
May 3	Algebra I
May 4	Biology
May 5	US History
May 8 - 10	Make-up



What types of questions will my child see on the Georgia Milestones assessment?

# English Language Arts

Item Types	
Selected Response Constructed Response items <ul style="list-style-type: none"> <li>• Constructed Response</li> <li>• Extended Constructed Response (Narrative Writing)</li> </ul>	Extended Writing Response Evidence-Based Selected Response Drag and Drop/Paste Drop-down List
Unique Feature(s)	
Reading and Evidence-Based Writing Section requires students to construct meaning, make inferences, draw conclusions, compare and contrast ideas as well as synthesize ideas and concepts across multiple texts <ul style="list-style-type: none"> <li>• Selected Response</li> <li>• Constructed Response</li> <li>• Extended Writing Response</li> </ul>	
Extended Writing Response requires students to develop an informative/explanatory or opinion/argumentative essay – citing evidence from text(s) and using standard language conventions, etc.	

# ELA Reading and Evidence-Based Writing Section

Grades 6-8 Test Practice Training Student

Question 3  

This section of this test assesses your skill to comprehend reading passages and use information from the passages to write an informational / explanatory essay.

Before you begin typing your essay, you will read two passages and answer three multiple-choice and one short-constructed response question about what you have read.

As you read the passages, think about details you may use in an informational / explanatory essay about the northern red oak and the live oak tree. The informational / explanatory essay will be the final writing task in this section.


**These are the titles of the passages you will read:**

1. The Northern Red Oak
2. The Hardy Live Oak

**Read the first passage.**

Describe how the information in "The Northern Red Oak" is similar to the information in "The Hardy Live Oak."

Use details from BOTH passages to support your answer.  
**Type your answer to the short-constructed response in the space provided below.**



Page 1 / 5 0/2000

Review/End Test Pause Flag Options Back Next

# Mathematics

Item Types	
Selected Response Multi-Part Multi-Select Drag and Drop/Paste Keypad Input Drop-down List	Graphing <ul style="list-style-type: none"><li>• Coordinate Grid</li><li>• Number Line</li><li>• Bar Graph</li><li>• Line Plot</li><li>• Line Graph</li><li>• Pictograph</li></ul>
Unique Feature(s)	
No-Calculator Section Desmos Calculator	

# Math Technology- Enhanced Item

All Grades TE

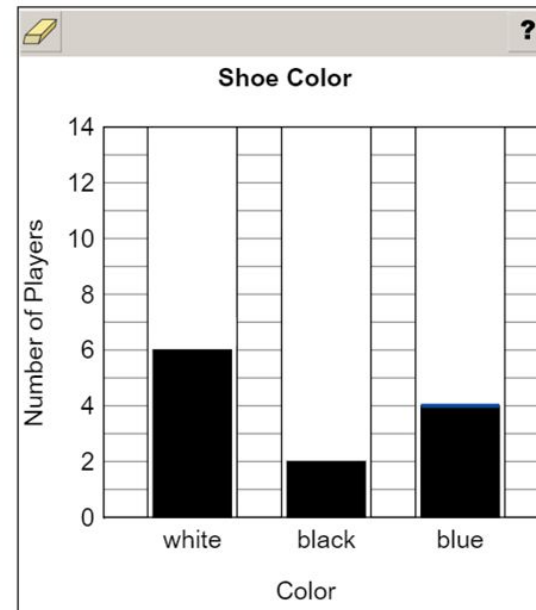
Training Student

Question 8



Jorge recorded the shoe color of each of the 12 players on the basketball team. Of the players, 6 wore white shoes, 2 wore black shoes, and the rest wore blue shoes.

Complete the bar graph to display Jorge's information.



Review/End Test

Pause

Flag

Options

Back

Next

# Science and Social Studies

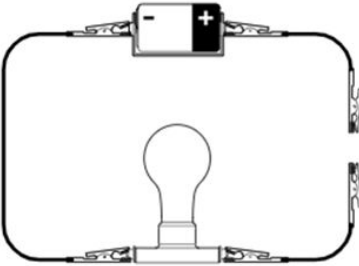
<b>Item Types</b>
Selected Response Multi-Part Multi-Select Drag and Drop/Paste Drop-down list
<b>Unique Feature(s)</b>
<ul style="list-style-type: none"><li>• Science requires understanding of the core concepts, ideas, and practices of science to explain scientific phenomena</li><li>• Social Studies requires understanding of the past and its influence on the present and future – including the interconnectedness of history, culture, geography, economics, and government/civics</li></ul>

# Science Technology-Enhanced Item

All Grades TE Training Student

Question 17 ?

Students want to test several objects to see if they are insulators or conductors of electricity. They make this testing device.



**Part A**  
Move two boxes to

**Test Instructions**

Step 1. Assemble the testing device as shown in the picture.
Step 2. Place the object between the two clips.
Step 3. Connect one clip to each end of the object.
Step 4. Make the observation.
Step 5. Make a conclusion based on the observation.

Connect the two clips together.

**Part B**  
Move on into the d

Connect one clip to one side of the object.

Touch the object to one side of the battery.

Touch the object to one side of the light bulb.

**OK**

Review/End Test Pause Flag Back Next

?

Observation	Conclusion
The light bulb glows.	The object is a conductor.

The object is an insulator.

The light bulb does not glow.

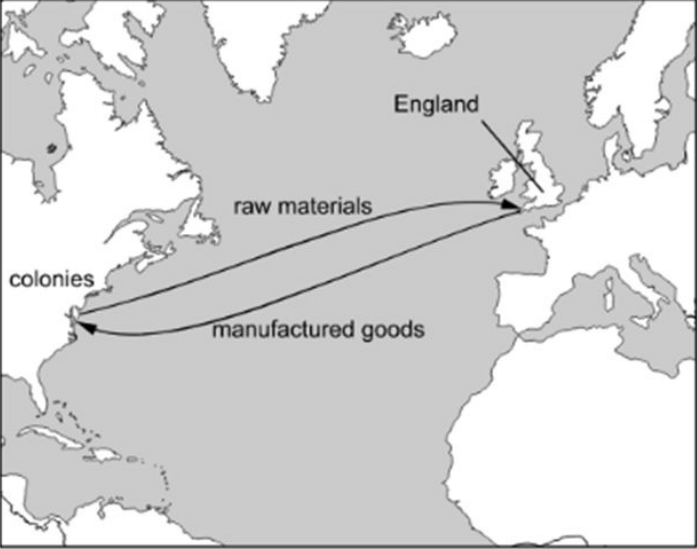
**OK**



# Social Studies Technology-Enhanced Item

The trans-Atlantic trade between England and its colonies involved shipping raw materials from the colonies, such as lumber, rice, sugar, and tobacco, to England. These were used to produce manufactured goods that were sold in the colonies.

**Who Benefited from Mercantilism in Colonial America?**



The map shows the Atlantic Ocean between the Americas (labeled 'colonies') and Europe (labeled 'England'). An arrow labeled 'raw materials' points from the colonies to England. A second arrow labeled 'manufactured goods' points from England back to the colonies.

Who benefited from the trade shown on the map? Move and place the correct answer to each box. Each option may be used more than once. Some options may not be used at all.

Action	Who Benefited?
Raw materials are shipped to England.	<b>both</b>
Goods must travel on English ships.	<b>England</b>
Manufactured goods are sold to the colonies.	<b>both</b>
England has a trade surplus with the colonies.	<b>England</b>

England  
colonies  
both

OK

# Calculator Policy

**Desmos Calculator : [www.desmos.com/testing](http://www.desmos.com/testing)**

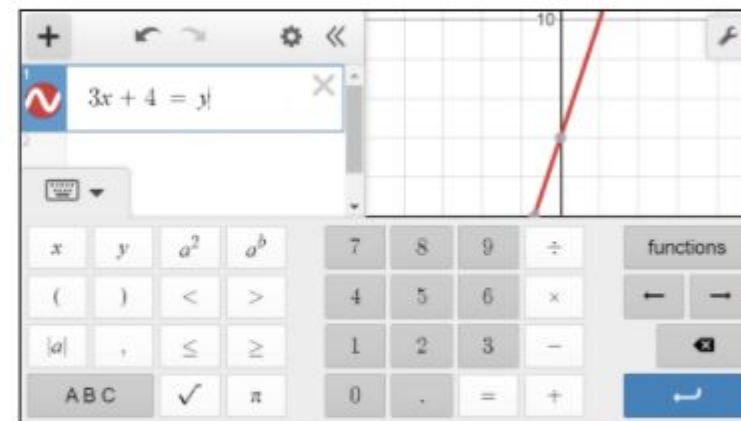
Basic



Scientific



Graphing



- Grades 6-high school may not assign a handheld calculator as an accommodation for the no-calculator subsection.

# What is *Austin Road Middle School* doing to prepare my child for the test?

## ARMS:

- GMAS Mock Assessment
- IXL Study Plan
- GMAS Academic Bowl
- Test Taking Strategies
- Content and Grade Level Review Plans
- Review Games

# What Can Parents Do During Testing?


- Be encouraging!
- Remind students to read directions carefully and to check their work.
- Point out that some items will be more difficult than others.
- Help them in getting a good night's rest.
- Plan a balanced breakfast.
- Stick to the schedule.
- Don't focus your conversations too heavily on the test.
- Practice using the same materials that the students can use on the test, i.e. scratch paper, timed activities, pencils and graph paper.


What resources can I use to help my child be successful?


# Study Guides


- The Georgia Milestones Study/Resource Guide for Students and Parents is intended as a resource for parents and students. It contains sample questions and helpful activities to give you an idea of what content the test covers and what the test questions will look like on the assessment.
- The sample questions are fully explained and will tell you why each answer is either correct or incorrect.
- Study Guides can be found on the Georgia Department of Education's Georgia Milestones Resources page at:  
[https://www.gadoe.org/Curriculum-Instruction-and-Assessment/Assessment/Pages/Milestones\\_Resources.aspx](https://www.gadoe.org/Curriculum-Instruction-and-Assessment/Assessment/Pages/Milestones_Resources.aspx)


# Study Guides – How to use them

 Gather your child's materials that you will need such as the guide, pen or pencil, highlighter, scratch paper, classroom notes and textbooks.

 Find a comfortable place for your child to sit that has good lighting and time to focus. That means, no TV, games or phones.

 Set aside some time for your child after school dedicated to studying. Set a goal of how long you are going to study. Remember, they can do a little every day.

 Invite a study buddy like a friend, sibling or even yourself to practice together – anyone can help! Ask questions and don't forget to read the directions before your start. You can also ask your teacher for help. It is better to ask now and get answers.

 Don't forget to encourage your child to read each question and answer choices carefully. Your child should be encouraged to use scratch paper and always check their work.

# How will my child need to show what they know?

- Let's take a look at the GA Experience Online Platform.
  - Link: <http://www.gaexperienceonline.com/>
  - The items on the demonstration tests are general and are organized into the three grade bands in the content areas of English Language Arts, Mathematics, Science, and Social Studies.
  - The items do not necessarily represent the specific grade-level content that students learn daily in their classrooms.
  - The primary purpose is to let students experience, firsthand, the functionality of the online testing platform. The sample tests are not graded, so have fun!
- A guided video tutorial is also available to review all of the features the GA Experience Online Platform has to offer.



# What does my child need to know?

*Are you smarter than a 3<sup>rd</sup> Grader?*

The following questions are taken from samples of what a 3<sup>rd</sup> Grader might see on the ELA and Mathematics Georgia Milestones End of Grade.

On your electronic device go to **kahoot.it**

Enter in the following **PIN**:

Enter in a **Team/Player Name**

Let's **play!**



For more specific grade level resources, please visit the [GaDOE Georgia Milestones Assessment System Website](#) and our [Assessment Page on Henry County Schools Website](#).

# What does my child need to know?

*Are you smarter than a 6<sup>th</sup> Grader?*

The following questions are taken from samples of what a 6<sup>th</sup> Grader might see on the ELA and Mathematics Georgia Milestones End of Grade.



On your electronic device go to **kahoot.it**

Enter in the following **PIN**:

Enter in a **Team/Player Name**

Let's **play!**



For more specific grade level resources, please visit the [GaDOE Georgia Milestones Assessment System Website](#) and our [Assessment Page on Henry County Schools Website](#).

# What does my child need to know?

## *Are you smarter than a 9<sup>th</sup> Grader?*

The following questions are taken from samples of what a 9<sup>th</sup> Grader might see on the Algebra I Georgia Milestones End of Course.

On your electronic device go to **kahoot.it**

Enter in the following **PIN**:

Enter in a **Team/Player Name**

Let's **play!**



For more specific grade level resources, please visit the [GaDOE Georgia Milestones Assessment System Website](#) and our [Assessment Page on Henry County Schools Website](#).

How will your child's school & your child's teacher use the test results to support your child & school?

- School Improvement
- Determine Placement into specialized programs and services such as:
  - Accelerated Math Programs
  - Gifted Testing
  - Remediation classes

# Available Resources

Georgia Milestone resources can be retrieved from our Henry County Schools Website.

## Learning & Performance

- Overview
- Organizational Accountability
- Parent Guides
- CCRPI
- + District & School Performance Staff
- + Early Learning & Innovative Practice
- + Instruction & Learning
  - Henry Teaching & Learning Standards
  - Instructional Resources
- + Learning Recovery Details and Information
  - Stakeholder Feedback
  - Ensuring Student Learning



Parent Learning Guides, Grading Guides, and Assessment Guides provide invaluable information about what our students are learning and the assessments administered in Henry County Schools to identify their progress. Here you can find resources that are intended to provide support to parents that will help them ensure their children meet, or exceed, the academic requirements established by the state and the district. If you have any questions, please contact one of our staff members, and they will be happy to assist you.

Contact Us:  
770.957.6547 (Office)  
770.957.7908 (Fax)

## Learning Guides


[Expand All](#)

What your Elementary Student is learning and graded on: >

What your Secondary Student is learning and graded on: >

<https://schoolwires.henry.k12.ga.us/Page/151339>

# Questions



??